







FINALE CAMPIONATO NAZIONALE DI "SERIE C 1" - Pesaro 6 Aprile 2008 - Adriatic Arena Via Gagarin

	SOCIETA'	Totale Squadra	CORPO LIBERO					FUNE 					CERCHIO 					PALLA NASTRO 					CLAVETTE 				
			D	A	falli E	pen	Totale	D	A	falli E	pen	Totale	D	A	falli E	pen	Totale	D	A	falli E	pen	Totale	D	A	falli E	pen	Totale
1	02/000967 - ASDG BRIXIA FERRARI CRISTINA LODI SOFIA VAILATI MARTINA VITIELLO ELISABETTA	35,450	Squadra 1,850 2,750 0,700 8,900 2,000 3,000 5,000 Max 10,000					LODI SOFIA 1,800 2,750 0,800 0,100 8,650 2,000 3,000 5,000 Max 10,000					LODI SOFIA 2,000 2,700 0,700 9,000 2,000 3,000 5,000 Max 10,000										VITIELLO ELISABETTA 2,000 2,650 0,750 8,900 2,000 3,000 5,000 Max 10,000				
2	08/000448 - S.G. FABRIANO BURATTI MARIKA CARTONI ELEONORA CINI ANTONELLA PEDICA KATIUSCIA ROSSI VALERIA	35,050	Squadra 2,000 2,850 0,450 9,400 2,000 3,000 5,000 Max 10,000										PEDICA KATIUSCIA 1,900 2,600 0,900 8,600 2,000 3,000 5,000 Max 10,000					BURATTI ROSSI 1,900 2,150 0,650 8,400 2,000 3,000 5,000 Max 10,000					BURATTI MARIKA 2,000 2,500 0,850 8,650 2,000 3,000 5,000 Max 10,000				
3	02/000610 -. GINNASTICA SAN GIORGIO 79 DI LUCA GIULIA PALA GIULIA SALVAGNO SARA MARCOLEONI DENISE	34,900	Squadra 1,850 2,750 0,550 9,050 2,000 3,000 5,000 Max 10,000										PALA GIULIA 1,800 2,600 0,800 8,600 2,000 3,000 5,000 Max 10,000					DI LUCA SALVAGNO 1,800 2,050 0,800 8,050 2,000 3,000 5,000 Max 10,000					PALA GIULIA 2,000 2,750 0,550 9,200 2,000 3,000 5,000 Max 10,000				
4	01/001208 - EUROGYMNICA CASTAGNOTTO ROSSELLA CELORIA SARA VIGNA CIT ELISA	34,500	squadra 2,000 2,700 0,600 9,100 2,000 3,000 5,000 Max 10,000					CELORIA SARA 1,900 2,650 0,850 8,700 2,000 3,000 5,000 Max 10,000					VIGNA CIT ELISA 1,800 2,050 0,900 7,950 2,000 3,000 5,000 Max 10,000										CELORIA SARA 2,000 2,600 0,850 8,750 2,000 3,000 5,000 Max 10,000				
5	01/000404 - A.S.GINNASTICA VALENTIA SAVIOLIO GIORGIA SANTORO FRANCESCA TENTO GIULIA MARINO MARTINA MARINO MARTINA	34,200	Squadra 1,900 2,550 0,700 8,750 2,000 3,000 5,000 Max 10,000					TENTO GIULIA 1,600 2,500 0,800 8,300 2,000 3,000 5,000 Max 10,000										SANTORO MARINO 2,000 2,450 0,650 8,800 2,000 3,000 5,000 Max 10,000					MARINO MARTINA 2,000 2,300 0,950 8,350 2,000 3,000 5,000 Max 10,000				
6	07/001134 - ARCOBALENO GINNASTICA PRATO FALCHINI ELISA TONETTO SOFIA	34,000	Squadra 1,950 2,500 0,650 8,800 2,000 3,000 5,000 Max 10,000										FALCHINI ELISA 2,000 2,300 0,900 8,400 2,000 3,000 5,000 Max 10,000					FALCHINI TONETTO 1,700 2,100 0,650 8,150 2,000 3,000 5,000 Max 10,000					TONETTO SOFIA 2,000 2,500 0,850 8,650 2,000 3,000 5,000 Max 10,000				
7	02/000611 - GINNASTICA RHO 1979 AIRAGHI BEATRICE BISI BEATRICE SALVATORE SILVIA	33,800	Squadra 1,800 2,600 0,850 8,550 2,000 3,000 5,000 Max 10,000										SALVATORE SILVIA 1,800 2,500 0,950 8,350 2,000 3,000 5,000 Max 10,000					AIRAGHI-BISI 1,500 2,300 0,800 8,000 2,000 3,000 5,000 Max 10,000					SALVATORE SILVIA 1,950 2,650 0,700 8,900 2,000 3,000 5,000 Max 10,000				
8	07/000213 - C.G. FIRENZE BALUGANTI EVA LO PRESTI STEFANIA VANTI VALENTINA	33,650	Squadra 1,700 2,400 0,700 8,400 2,000 3,000 5,000 Max 10,000					LOPRESTI STEFANIA 2,000 2,300 0,750 8,550 2,000 3,000 5,000 Max 10,000					VANTI VALENTINA 1,600 2,150 0,900 7,850 2,000 3,000 5,000 Max 10,000										LOPRESTI STEFANIA 2,000 2,700 0,850 8,850 2,000 3,000 5,000 Max 10,000				
9	14/000952 - ARMONIA D'ABRUZZO CRESCENZI CARMEN MEDORO ALESSIA MEDORO FRANCESCA SAVASTIO VALENTINA DI BATTISTA CHIARA MAMMARELLA LUDOVICA	33,450	Squadra 2,000 2,450 0,750 8,700 2,000 3,000 5,000 Max 10,000					DI BATTISTA CHIARA 2,000 2,500 0,850 8,650 2,000 3,000 5,000 Max 10,000					MAMMARELLA LUDOVICA 1,800 2,000 0,900 7,900 2,000 3,000 5,000 Max 10,000										DI BATTISTA CHIARA 2,000 2,150 0,950 8,200 2,000 3,000 5,000 Max 10,000				
10	08/001779 - AURORA FANO-URBINO PALAZZI LUCIA TIBERI ELENA GIRALDI VIRGINIA	33,000	Squadra 1,900 2,200 0,700 8,400 2,000 3,000 5,000 Max 10,000										PALAZZI LUCIA 2,000 2,650 0,850 8,800 2,000 3,000 5,000 Max 10,000					TIBERI GIRALDI 1,300 1,850 0,900 7,250 2,000 3,000 5,000 Max 10,000					PALAZZI LUCIA 2,000 2,500 0,950 8,550 2,000 3,000 5,000 Max 10,000				
11	17/001602 -RITMICA STELLA DEL MARE MEDICI CAMILLA NINU VERONICA ROMANO SILVIA	32,800	Squadra 1,850 2,550 0,800 8,600 2,000 3,000 5,000 Max 10,000										NINU VERONICA 1,800 2,350 1,300 7,850 2,000 3,000 5,000 Max 10,000					ROMANO-NINU 1,900 2,200 0,800 8,300 2,000 3,000 5,000 Max 10,000					ROMANO SILVIA 1,700 2,400 1,050 8,050 2,000 3,000 5,000 Max 10,000				
12	02/000081 - GINNASTICA PAVESE GUIDETTI LAURA GUIDETTI ANNA benga	32,300	Squadra 1,800 2,250 0,800 8,250 2,000 3,000 5,000 Max 10,000										TODESCA SOFIA 2,000 2,500 1,000 8,500 2,000 3,000 5,000 Max 10,000					GUIDETTI-GUIDETTI 1,350 1,750 1,050 7,050 2,000 3,000 5,000 Max 10,000					TODESCA SOFIA 2,000 2,450 0,950 8,500 2,000 3,000 5,000 Max 10,000				
13	07/000237 - S.G. ETRURIA GORI AGNESE NENCIARINI GEMMA PARRETTI GIULIA	32,050	Squadra 1,600 2,600 1,100 8,100 2,000 3,000 5,000 Max 10,000										PORRETTI 1,800 2,500 1,000 8,300 2,000 3,000 5,000 Max 10,000					GORI - PORRETTI 1,600 2,000 0,950 7,650 2,000 3,000 5,000 Max 10,000					GORI 1,800 2,250 1,050 8,000 2,000 3,000 5,000 Max 10,000				
14	02/001810 - A.S. OLIMPIA SENAGO BARATELLA SARA BIANCHI GIADA CIRONE FRANCESCA FRIGERIO LAURA LENTINI SIMONA ZANARO CHIARA	31,400	squadra 1,550 2,300 1,050 7,800 2,000 3,000 5,000 Max 10,000										CIRONE FRANCESCA 1,700 2,250 0,950 8,000 2,000 3,000 5,000 Max 10,000					BIANCHI- CIRONE 1,600 1,700 0,900 7,400 2,000 3,000 5,000 Max 10,000					BIANCHI GIADA 2,000 2,150 0,950 8,200 2,000 3,000 5,000 Max 10,000				
	02/001521-GINN VILLA CARCINA IL GIGLIO		squadra										MINELLI ILARIA					NICOLINI-TESTA					TESTA MELANIE				

15	BORTOLOTTI CLARA MINELLI ILARIA	31,350	1,800	2,350	0,850		8,300							2,000	2,200	0,950		8,250	1,500	1,450	1,100		6,850	2,000	2,000	1,050		7,950				
	NICOLINI ISABELLA TESTA MELAINE		2,000	3,000	5,000	Max	10,000	2,000	3,000	5,000	Max	10,000	2,000	3,000	5,000	Max	10,000	2,000	3,000	5,000	Max	10,000	2,000	3,000	5,000	Max	10,000	2,000	3,000	5,000	Max	10,000
16	05/000513 - A.S.D. P.G.S. AUXILIUM	31,050	Squadra					FIORAVANTI CLAUDIA					CATASSI GAIA					RE SARAH														
	CATASSI GAIA FIORAVANTI CLAUDIA RE SARAH		1,800	2,450	0,900		8,350	1,500	1,650	1,150		7,000	1,800	2,300	1,050		8,050								1,400	2,350	1,100		7,650			
			2,000	3,000	5,000	Max	10,000	2,000	3,000	5,000	Max	10,000	2,000	3,000	5,000	Max	10,000	2,000	3,000	5,000	Max	10,000	2,000	3,000	5,000	Max	10,000	2,000	3,000	5,000	Max	10,000
17	07/000227 - S.G. AURORA MONTEVARCHI	30,950	Squadra										RUSSO ALESSIA					CASPRINI CIURLO					RUSSO ALESSIA									
	CASPRINI CHIARA CIGOLINI SARA CIURLO CHIARA RUSSO ALESSIA		1,750	2,050	1,000		7,800						2,000	2,550	0,850		8,700	1,200	1,450	1,400		6,250	2,000	2,200	1,000		8,200					
			2,000	3,000	5,000	Max	10,000	2,000	3,000	5,000	Max	10,000	2,000	3,000	5,000	Max	10,000	2,000	3,000	5,000	Max	10,000	2,000	3,000	5,000	Max	10,000	2,000	3,000	5,000	Max	10,000
18	06/001806 - NUOVA RITMICA SEVEN	30,600	Squadra					BRONZETTI ILARIA					BOSCHETTI GRETA					TOMMASONI MILA														
	BRONZETTI ILARIA BOSCHETTI GRETA TOMMASONI MILA		1,650	2,100	0,800		7,950	1,850	1,500	1,100		7,250	1,500	2,050	1,050		7,500							1,900	1,900	0,900		7,900				
			2,000	3,000	5,000	Max	10,000	2,000	3,000	5,000	Max	10,000	2,000	3,000	5,000	Max	10,000	2,000	3,000	5,000	Max	10,000	2,000	3,000	5,000	Max	10,000	2,000	3,000	5,000	Max	10,000
19	02/000064 -MILANESE FORZA E CORAGGIO	29,900	Squadra										SCALA ROSSELLA					CAMBIERI-SCALA					PLONA LISA									
	CAMBIERI VIVIANA PLONA LISA SCALA ROSSELLA		1,550	2,300	0,850		8,000						2,000	1,850	1,050		7,800	1,250	1,550	1,300		6,500	1,900	1,900	1,200		7,600					
			2,000	3,000	5,000	Max	10,000	2,000	3,000	5,000	Max	10,000	2,000	3,000	5,000	Max	10,000	2,000	3,000	5,000	Max	10,000	2,000	3,000	5,000	Max	10,000	2,000	3,000	5,000	Max	10,000
20	01/001872 - RITMICA PIEMONTE	29,400	squadra					DE CARLO SILVIA					RABAJOLI EMANUELA					AVIGLIANO GIULIA														
	AVIGLIANO GIULIA DE CARLO SILVIA RABAJOLI EMANUELA		1,650	2,000	1,050		7,600	1,500	1,450	1,150		6,800	1,800	1,850	1,100		7,550							2,000	1,600	1,150		7,450				
			2,000	3,000	5,000	Max	10,000	2,000	3,000	5,000	Max	10,000	2,000	3,000	5,000	Max	10,000	2,000	3,000	5,000	Max	10,000	2,000	3,000	5,000	Max	10,000	2,000	3,000	5,000	Max	10,000

IL PRESIDENTE DI GIURIA

UFFICIALE DI GARA